

Air operated diaphragm pumps – Pro series



66605X-XXX

Best Selling Models: 66605J-388, 66605J-3EB, 66605J-344, 66605K-444

1/2" NPT inlet
polypropylene
air motor

Wet end (pump weight)
J, 3 polypropylene (3,3 kg)
H, 6 groundable acetal (4 kg)
K, 7 PVDF (4,3 kg)
(K,H, J single piece manifold)

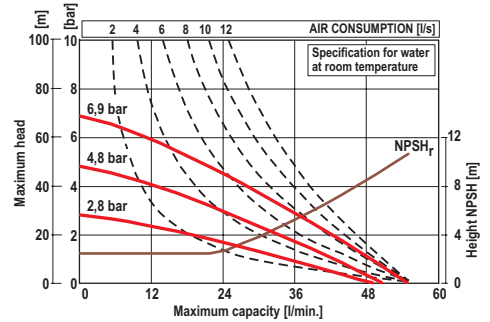
Valve seat

2 300 st. steel
3 polypropylene
4 PVDF
6 acetal
0 duckbill

Valve / diaphragm
22, D2 nitrile / nitrile
44 PTFE / PTFE
88 polyurethane/
polyurethane
EB santoprene/
santoprene®
A4 st. steel / PTFE

Max. 49 l/min. at 6,9 bar (0,15 l/cycle), duckbill: 38 l/min, 0,12 l/cycle
Suspended solids max. dia.: 2,4 mm (duckbill: also fibres)

1/2"NPT / 1/2"NPT fluid outlet/inlet, 1/4"NPT air inlet



also with single piece manifold



6661XX-XXX-C

Best Selling Models: 6661A3-3EB-C, 6661A3-344-C, 6661A4-444-C

Air motor

A aluminium
B cast iron (+3,8 kg)

Wet end (pump weight)

3, F, L polypropylene (9,2 kg)
4, G, N PVDF (12,9 kg)
(F,G - single piece flanged manifold)
(L, N - single piece manifold 1" BSP)

Valve seat

3 polypropylene
4 PVDF
8 hard stainless steel

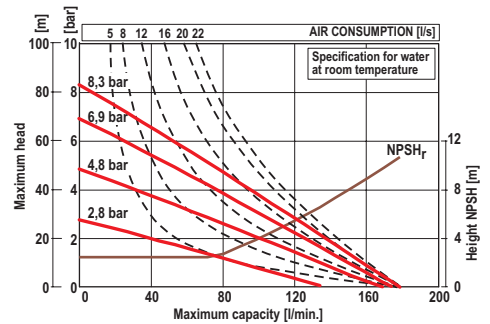
Valve / diaphragm

22 nitrile / nitrile
33 viton / viton®
44 PTFE / PTFE
89 polyurethane / hytrel®
EB santoprene/santoprene®

Max. 178 litre / min. at 8,3 bar (0,64 litre / cycle)

Suspended solids max. dia.: 3,2 mm

1" / 1" thread or ANSI pipe flange - fluid outlet/inlet, 1/4"NPT - air inlet



also with single piece manifold
(flanged or threaded)



6661XX-XXX-C

Best Selling Models: 666120-3EB-C, 66612B-344-C, 666120-344-C

Air motor

0 aluminium
1 cast iron
2 BSP alum
3 BSP cast iron
(cast iron
+3,8 kg)

Wet end (pump weight)

0, A aluminium (8,6 kg)
1, B st. steel (16,3 kg)
2, C cast iron (14,1 kg)
(A,B,C = with st. steel hardware)

Valve / diaphragm

22 nitrile / nitrile
33 viton / viton®
44 PTFE / PTFE
EB santoprene/santoprene®
A4 st. steel / PTFE


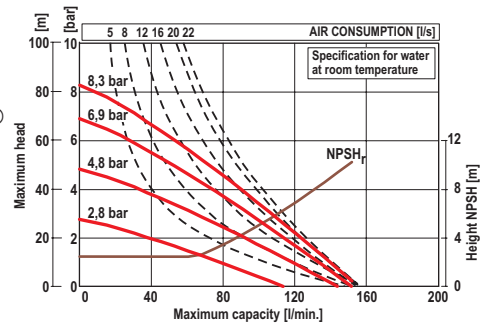
Valve seat

1 aluminium
2 stainless steel
3 polypropylene
4 PVDF
8 hard st. steel

Max. 132 litre / min. at 8,3 bar (0,6 litre / cycle)

Suspended solids max. dia.: 3,2 mm

1" / 1" thread - fluid outlet/inlet, 1/4"NPT - air inlet



6661XX-XXX-C

Best Selling Models: 6661T3-3EB-C, 6661T3-344-C, 6661U4-444-C

Air motor

T aluminium
U cast iron
(+10,4 kg)

Wet end (pump weight)

3 polypropylene (28 kg)
4 PVDF (42 kg)

Valve / diaphragm

22 nitrile / nitrile
33 viton / viton®
44 PTFE / PTFE
89 polyurethane / hytrel®
EB santoprene/santoprene®

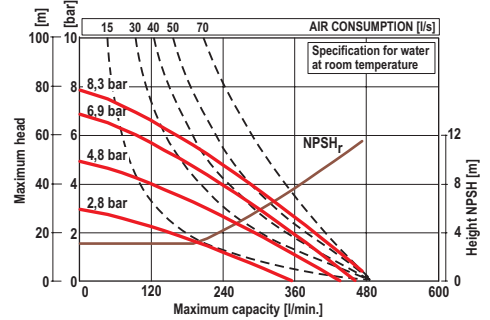
Valve seat

3 polypropylene
4 PVDF
8 hard stainless steel

Max. 454 litre / min. at 8,3 bar (2,7 litre / cycle)

Suspended solids max. dia.: 6,4 mm

1 1/2" / 1 1/2" ANSI pipe flange - fluid outlet/inlet, 1/2"NPT - air inlet



6661XX-XXX-C

Best Selling Models: 666170-3EB-C, 666170-344-C

Air motor

5 aluminium
6 cast iron
7 BSP alum
8 BSP cast iron
(cast iron
+10,4 kg)

Wet end (pump weight)

0, A aluminium (23 kg)
1, B st. steel (38 kg)
2, C cast iron (36 kg)
(A,B,C = with st. steel hardware)

Valve / diaphragm

22 nitrile / nitrile
33 viton / viton®
44 PTFE / PTFE
EB santoprene/santoprene®
A4 st. steel / PTFE

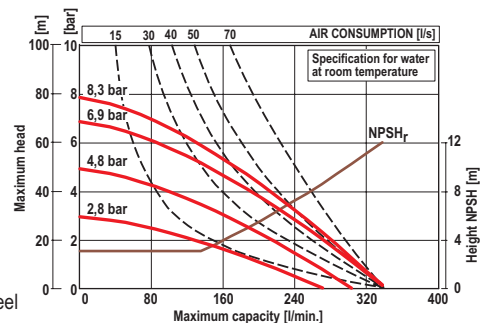
Valve seat

1 aluminum
2 st. steel
3 polypropylene
4 PVDF
8 hard stainless steel

Max. 341 litre / min. at 8,3 bar (2,76 litre / cycle)

Suspended solids max. dia.: 6,4 mm

1 1/2" / 1 1/2" thread - fluid outlet/inlet, 1/2"NPT - air inlet



Air operated diaphragm pumps – Pro series



6662XX-XXX-C

Best Selling Models: 6662A3-3EB-C, 6662A3-344-C, 6662B4-444-C

2" pump

Air motor
A aluminium
B cast iron
(+10,4kg)

Wet end (pump weight)
3 polypropylene (28 kg)
4 PVDF(42 kg)

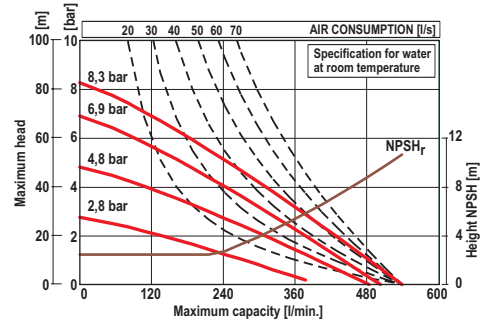
Valve / diaphragm
22 nitrile / nitrile
44 PTFE / PTFE
EB santoprene/santoprene®

Valve seats
3 polypropylene
4 PVDF
8 hard stainless steel

Max. 548 litre / min. at 8,3 bar (2,7 litre / cycle)

Suspended solids max. dia.: 6,4 mm

2" / 2" ANSI pipe flange - fluid outlet/inlet, 1/2 NPT - air inlet



6662X0-XXX-C

Best Selling Models: 666270-144-C, 666270-9C9-C, 666270-EEB-C

Air motor
5 aluminium
7 BSP aluminium

Wet end (pump weight)
0 aluminium (29,6 kg)

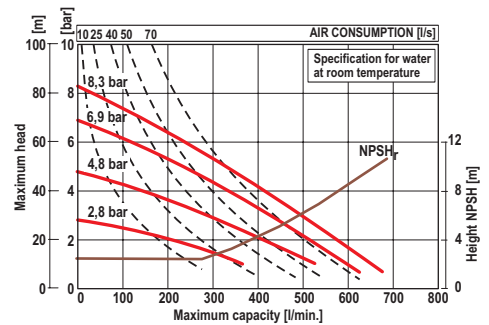
Valve / diaphragm
44 PTFE / PTFE
C9 hytel/hytel®
EB santoprene/santoprene®

Valve seat
1 aluminium
9 hytel®
E santoprene®

Max. 651 litre / min. at 8,3 bar (5,3 litre / cycle)

Suspended solids max. dia.: 6,4 mm

2" / 2" thread - fluid outlet/inlet, 3/4"NPT - air inlet



6663X0-XXX-C

Standard Models: 666320-144-C, 666320-9C9-C, 666320-EEB-C

Air motor
0 aluminium
2 BSP aluminium

Wet end (pump weight)
0 aluminium (49,8 kg)

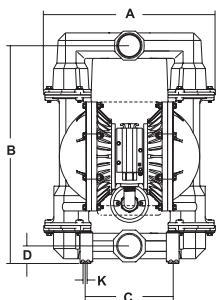
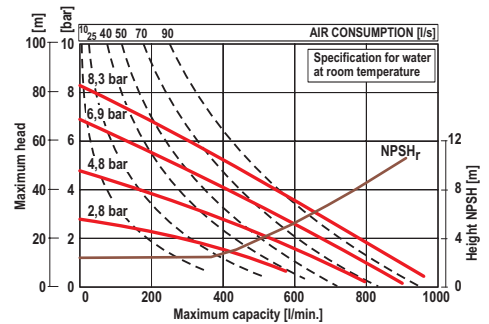
Valve / diaphragm
44 PTFE / PTFE
C9 hytel/hytel®
EB santoprene/santoprene®

Valve seat
1 aluminium
9 hytel®
E santoprene®

Max. 897 litre / min. at 8,3 bar (10,03 litre / cycle)

Suspended solids max. dia.: 9,5 mm

3" / 3" thread - fluid outlet/inlet, 3/4"NPT - air inlet

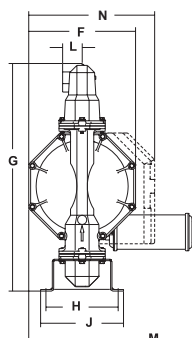


Dimensions, service kits, noise level for the diaphragm pump

Pump size, material series	Pump model	replace X with:	Dimensions for aluminium / PP pumps [mm]											Service kits		Noise ¹⁾ dB(A)
			A	B	C	D	F	G	H	K	M ²⁾	for air motor	for fluid side			
1/2" non-metal	66605x-xxx	---	215	256	156	51	152	288	122	7,9	164		637141	637140-XX	71,1	
1" metal / PRO	6661xX-xxx-C	0,1,2,A,B,C	217	294	102	32	203	318	159	11,1	203		637118-C	637119-XX-C	64,5	
1" non-metal / PRO	6661xX-xxx-C	3,4,F,G,J,K,L,N	322	351	255	60	204	406	129	11,1	204		637118-C	637161-XX-C	64,5	
1,5-2" metal / PRO	6661xX-xxx-C	0,1,2,A,B,C	333	467	229	70	292	498	298	12,7	292		637118-C	637124-XX	77,7	
1,5-2" non-metal/PRO	666xxX-xxx-C	3,4	495	541	379	83	292	622	229	15,8	302		637118-C	637165-XX	77,7	
2" metal / PRO	6662X0-xxx-C	5, 7	455	629	256	48	330	669	230	14,3	578		637434	637432-XX	83,5	
3" metal / PRO	6663X0-xxx-C	0, 2	564	762	306	60	406	820	258	14,3	621		637434	637433-XX	86,3	

¹⁾ - At 4,5 bar and 60 cycles per minute.

²⁾ - With standard muffler.



Glass filled polypropylene flange kits

with stainless steel bolts:

P/N 67078 for 1" ANSI flange
P/N 67079 for 1,5" ANSI flange
P/N 67080 for 2" ANSI flange

Intermittent duty muffler 94117

for 2" & 3" diaphragm pumps in limited space applications

PIT-BOSS SCREENED INLET DIAPHRAGM PUMPS

with ♦ optimized flow passages for larger solids ♦ comfort-grip handles ♦ one-way exhaust checks for safer operation ♦ removable screened inlet ♦ integrated base plate for stability on soggy terrain ♦

Model (BSP outlet)	Fluid outlet	Max. l/min. @620kPa	Solids max. Ø [mm]	Weight [kg]	Air inlet / outlet
66M170-1EB-C	1 1/2"	303	12	25	1/2"
66M270-1EB-C	2"	590	19	34	3/4"
66M320-1EB-C	3"	821	25	54	3/4"



Nothing contained within this brochure is intended to extend any warranty regarding the products described herein. Any such warranties or other items or conditions of sale of products shall be in accordance with Ingersoll-Rand's standard terms and conditions of sale for such products, which are available upon request. Product improvement is a continuing goal at Ingersoll-Rand. Designs and specifications are subject to change without notice or obligation. Distributor information for East Europe and Russia available on www.ingersollrand.pl